

SQL Server 2016 Business Intelligence – Reporting Services

By [Jen Underwood](#), Principal Program Manager, BI



Reporting Services

Slide 1 of 8

Modern Reporting For paginated and mobile reports



Paginated reports

Design beautiful documents using updated tools and new features

Mobile reports

Create responsive, interactive reports optimized for mobile devices

New web portal

Consume both types of reports in one web portal using modern browsers

Slide 2 of 8

Report Server 2016 Consume paginated and mobile reports in one place



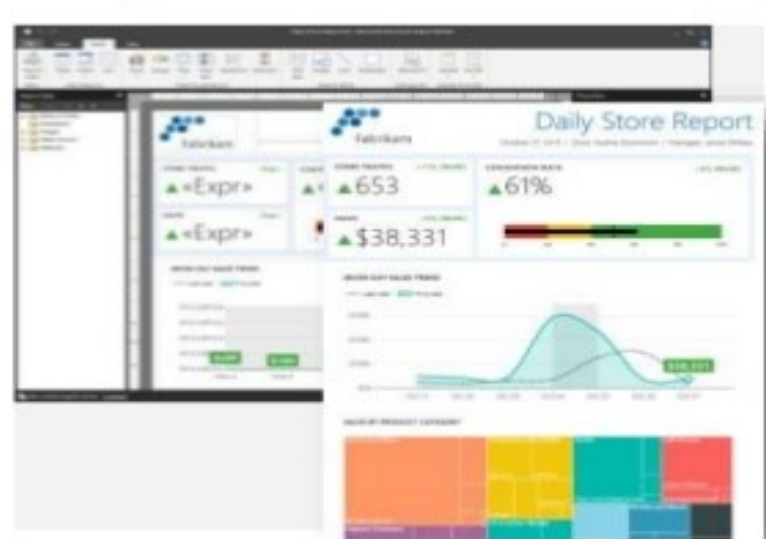
Access both types of reports in one web portal

Designed for modern browsers

Built on HTML5 technology

Slide 3 of 8

Contemporary Reports Design beautiful documents quickly and easily



Modern chart and gauge styles

Treemap and Sunburst chart types

Updated Report Builder

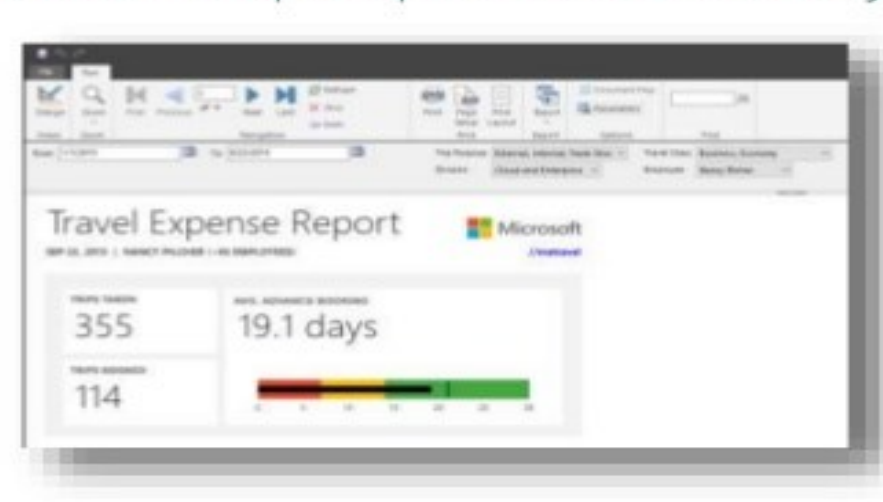
Visual Studio 2015 support

.NET Framework 4.x support

Plugin-free printing

Slide 4 of 8

Customizable Parameter Layout Position report parameters the way you want



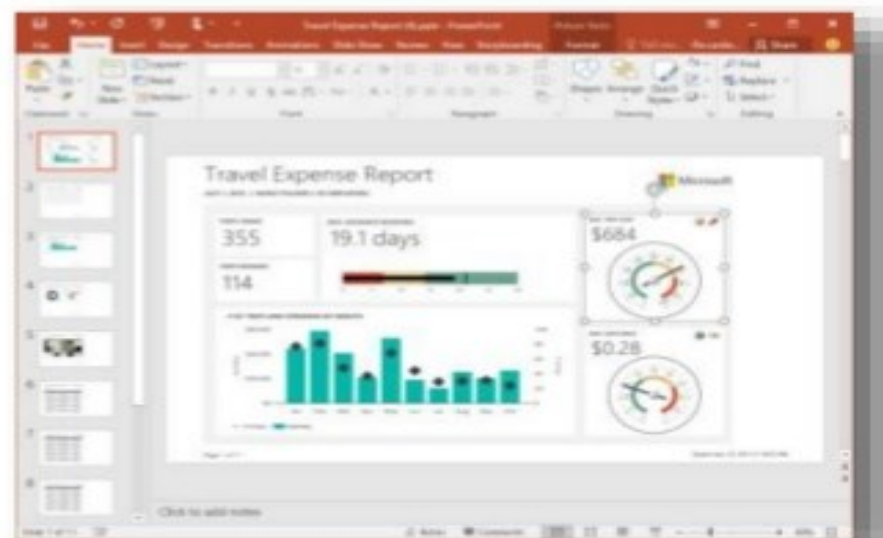
Position parameters across more than two columns

Choose the position of each parameter

Create space between groups of parameters

Slide 5 of 8

Export to PowerPoint Generate presentations from paginated reports



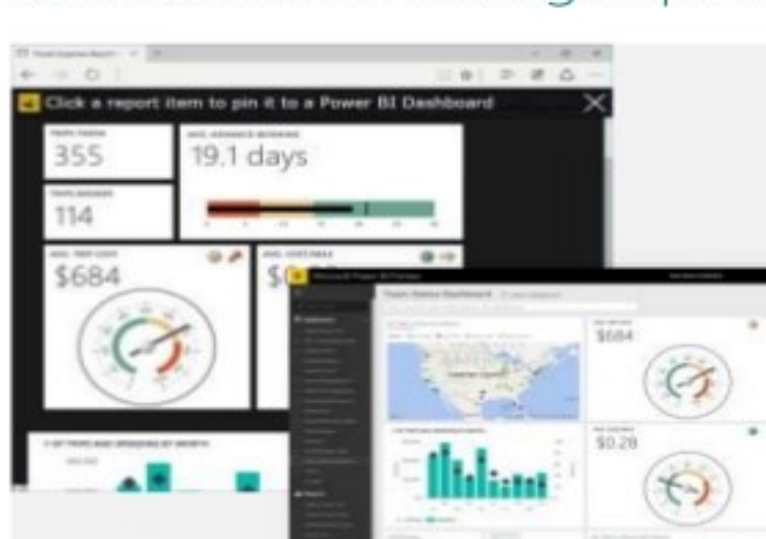
Generate slides including all report content in seconds

Move and resize individual objects

Export manually, schedule for email delivery, or generate programmatically

Slide 6 of 8

Pin to Power BI Dashboards Get more from existing Reporting Services investments



Monitor the most important metrics and trends in one place

Pin charts, gauges, maps, and images as tiles to Power BI dashboards

Drill through to source reports

Refresh tiles on a schedule

Slide 7 of 8

Mobile Reports Responsive experiences for phones and tablets



Drag-and-drop to create beautiful, interactive data visualizations

Prototypes in minutes

Access enterprise data sources by connecting to Reporting Services

Layouts for different form factors

Slide 8 of 8

Mobile Reports Native apps for all major mobile platforms



Native mobile experience optimized for touch

Keep data up-to-date with real-time query or scheduled data refresh

Interact with mobile reports even when disconnected

Ensure data security with personalized data views

Read more at: - <http://www.slideshare.net/idigdata/sql-server-2016-business-intelligence>

Contact Information

Prosys Infotech Private Limited, Survey 1/8/1, Salunkhe Crystal 2nd floor, Lane Opposite Bank of Maharashtra, NDA-Pashan Road, Pune 411021, INDIA.

Landline-020-65002583, 020-65002584, Sanjay-9422034643 sanjay@prosysinfotech.com

[Unsubscribe](#)